

MS8140-A



MS8128DR



MS8160-CYST0

- Economical High Density Storage
- Innovative and Durable Storage Trays and Baskets
- Modular and Flexible for Lean Inventory Control
- Versatile Range of Carts and Cabinets



## MODULAR TRAY SYSTEM FEATURING FLEXMODUL

Features, Advantages Benefits


by H+H SYSTEM

The **MedStorMax healthcare storage system** is the result of intensive engineering and product development that offers the hospital maximum storage capacity in a cart or cabinet made especially for managing inventory.

### Heights



2" trays



4" trays



8" trays

### Materials



ABS gray



Polycarbonate (PC) Clear



Wire basket, coated

### Divisions



1 long, 1 short



2 long, 1 short



1 long, 3 short

The **MedStorMax** design incorporates a modular tray system with maximum variability in tray configuration. The result is the best healthcare storage system on the market today that produces 30% space savings through flexible dividing of trays and baskets.

- Light weight trays that are highly durable
- Smooth walls for hygienic cleaning
- Simple and quick divider adjustment
- Greater storage capacity than competitor trays
- Panel spacing of 1¼" gives higher density
- Flexible sliding dividers

## SINGLE COLUMN CARTS

**MS8128DR**  
Tempered Glass Door (Shown in Burgundy)



**MS8128**  
Tambour Door

**MS8138**  
Extra Wide  
(Shown in Hammertone Blue)



## DOUBLE COLUMN CARTS



**MS8140SH**  
Five Adjustable Shelves  
and Tambour Door

**MS8140**  
Tambour Door



**MS8140DR**  
Tempered Glass Doors (Shown in Forest Green)

- Offers over 30% more tray/basket storage capacity by volume when compared with leading competitor's product, using any combination of 2", 4" and 8" modular trays; or 4" and 7" wired baskets.
- This increased storage means fewer carts need to be purchased for larger storage areas, reducing capital purchase cost
- Further optimize space within trays with adjustable dividers that have a unique clip-on locking design to withstand high loads without being forced out of position
- Unique design of the slide tracks on the side panels allows trays to be extended and viewed at an angle without falling out of the cart (pull-out stopper required)



**MS4040**  
Short Cart with  
Tambour Door

**MS4040DR**  
Short Cart with  
Tempered Glass Doors





**MS8140-SPLITB**  
Open Above, Split Below  
(Shown in Hammertone Blue)



**MS8140DR-SPLITA**  
Split Above, Open Below



**MS6140**  
3/4 Height Cart, Tambour Door



**MS6140DR-SH**  
3/4 Height Cart with  
Three Adjustable  
Shelves and Tempered  
Glass Doors

**MS6140DR**  
3/4 Height Cart,  
Tempered Glass Doors

## TRIPLE COLUMN CARTS



### MS8160

Three Columns with Tambour Door

- The MS8160 is a triple column medical storage cart, with tambour door, designed for quick access to medical instruments and supplies, featuring the most innovative modular tray system on the market.
- The MS8160 can be configured for use in supporting various surgical procedures, including:
  - Arthroscopy
  - Cardiology
  - Catheterization
  - Cystoscopy
  - Endovascular Labs
  - ENT
  - Interventional Radiology
  - Laparoscopy
  - Ophthalmology
  - Orthopedic
  - Neurology
  - Urology
  - Vascular



### MS8160L

Single Column on Left  
(Shown in Hammetone Green)



### MS8160R

Single Column on Right  
(Shown in Hammetone Gray)



**MS8160L-SPLITA**  
Single Column on Left,  
Split Column Above, Open Below  
(Shown in Hammer Red)



**MS8160L-SPLITB**  
Single Column on Left,  
Open Above, Split Column Below  
(Shown in Hammertone Blue)



**MS8160R-SPLITA**  
Split Above, Open Below,  
Single Column on Right  
(Shown in Hammertone Blue)



**MS8160R-SPLITB**  
Open Above, Split Below,  
Single Column on Right  
(Shown in Hammertone Gray)

## ELECTRONIC LOCKING CARTS

Single Column & Double Column



**MS8128DR-EKC**

Single Column Cart, Tempered Glass Door with Electronic Lock

**MS8140DR-EKC**

Double Column Cart, Tempered Glass Doors with Electronic Lock  
(Shown in Light Blue)



**ELP**—Proximity Reader  
and Keypad Unit



**41037**—Lock Reader Card  
Badges for Proximity Lock Cart



**41053**—Lock Reader  
Tags for Proximity Lock Cart



**41052**—LockView Software and  
Dongle with RJ-11 Cable [software  
allows user to interact with electronic  
lock through a computer. Enables  
mass programming, view of audit trail  
(who accessed the cart and when),  
changes in auto-re-lock timing, etc.]



**CATHETER PROCEDURE CARTS***Single Column*

**MS8128-CATH**  
with Catheter Slide Shelf,  
3 Catheter Slides,  
5 Hooks per Slide  
with Tambour Door  
(Shown in Hammertone Blue)



**MS8128DR-CATH**  
with Catheter Slide Shelf, 3 Catheter Slides,  
5 Hooks per Slide with Tempered Glass Door  
(Shown in Light Gray, with Optional Side Panels)

- Cath Lab in a Cart: Designed especially for Cath Labs and IR departments
- Holds all sizes of catheters on full extension holders
- All-inclusive cart that keeps the necessary supplies together in one place
- Cath Slides feature a pair of ball bearing slides to withstand the pull force of removing catheters from hooks
- Cath Slide Shelves can be mounted in a lower position to create storage above for over-sized items

## CATHETER PROCEDURE CARTS

### Double Column

#### MS8140DR-CATH1

Double Column Cath Cart with 2 Catheter Slide Shelves, Tempered Glass Doors



#### MS8140DRCATH-3

Cath Cart with Tempered Glass Door. Preconfigured as follows: Left Column, 1 Catheter Slide Shelf with 3 Slides; Right Column 3 ea. 1/2" trays, 5 ea. 4" Wired Baskets, 4 ea. 7" Wired Baskets



#### MS8140-CATH

Double Wide Cath Cart with Full Width Catheter Slide Shelf, including 7 Catheter Slides, 5 Hooks per Slide, and Tambour Door (Shown in Hammertone Blue)

#### MS8140CATH-7

Double Column Cath Cart with Tambour Door. Preconfigured as follows: Left Column, 1 Catheter Slide Shelf with 3 Slides; Right Column, 5 ea. 1/2" Trays, 5 ea. 2" Trays, 4 ea. 4" Trays, 2 ea. 8" Trays (Shown with Optional Side Panels)



## CATHETER PROCEDURE CARTS

### *Triple Column*

#### **MS8160CATH**

Triple Column Cath Cart with 3 Catheter Slide Shelves  
(Shown in Hammer Red, with Optional Side Panels)



#### **MS8160CYSTO** Cysto/Urology Cart



## PRECONFIGURED DOUBLE COLUMN CARTS



**MS8140-A**  
OR Cart  
*(Shown in Hammertone Gray)*



**MS8140-B**  
Central Supply Cart



**MS8140-C**  
Endovascular Cart  
*(Shown in Hammertone Green)*



**MS8140-D**  
Interventional Radiology Cart  
*(Shown in Hammertone Blue)*



**MS8140-ARTHRO**  
Arthroscopy Cart  
*(Shown in Burgundy)*



**MS8140-CARDIO**  
Cardiac Cart  
*(Shown in Mauve)*

## PRECONFIGURED DOUBLE COLUMN CARTS



**MS8140-CYSTO**  
Cysto/Urology Cart



**MS8140-OPTHA**  
Ophthalmology/ENT Cart  
*(Shown in Light Blue)*



**MS8140-LAP**  
Laparoscopy Cart  
*(Shown in Teal)*



**MS8140-ORTHO**  
Orthopedic Cart  
*(Shown in Forest Green)*



**MS8140-VASC**  
Vascular Cart  
*(Shown in Hammertone Blue)*



**MS8140-URO**  
Urology Cart  
*(Shown in Hammertone Gray)*

## PRECONFIGURED TRIPLE COLUMN CARTS



**MS8160-ARTHRO**  
Arthroscopy Cart



**MS8160-CARDIO**  
Cardiac Cart  
*(Shown in Burgundy)*



**MS8160-CYSTO**  
Cysto/Urology Cart  
*(Shown in Hammertone Blue)*



**MS8160-LAP**  
Laparoscopy Cart  
*(Shown in Light Gray)*

## PRECONFIGURED TRIPLE COLUMN CARTS



**MS8160-ORTHO**  
Orthopedic Cart  
*(Shown in Mauve)*



**MS8160-VASC**  
Vascular Cart  
*(Shown in Hammer Red)*



**MS8160-CRIT**  
Critical Care Cart



**MS8160L-SPLITB-CATH**  
Catheterization Cart  
*(Shown in Hammertone Blue)*

## MEDSTORMAX CABINETS



**MS8040DR**  
Double Column Cabinet  
with Tempered Glass Doors  
(Shown in Hammertone Gray)

**MS8040**  
Double Column Cabinet  
with Tambour Door



**MS8028**  
Single Column Cabinet  
with Tambour Door  
Vascular Cart  
(Shown in Hammer Red)

**MS8040CATH2**  
Cath Cabinet, Double Wide



**MS8040SH**  
Central/Sterile Supply Cart (Shown in Yellow)





## INTRAOCULAR LENS CARTS

*Secure & Expand Sterile Storage of Intraocular Lenses*




**IOL924**  
Capacity of up to 924 Lenses




**IOL1260**  
Capacity of up to 1,260 Lenses

- Does not count against available square footage.
- Perform more procedures each day by storing lenses in one mobile unit.
- Compatible with multiple brands and sizes of IOL boxes, including Alcon, Bausch & Lomb®, Rayner, and Abbott Medical Optics.
- Designed for storage of intraocular lenses in outpatient surgery.
- Six pull-out drawer shelves with adjustable dividers -ideal for medical supplies used in surgery centers and operating rooms
- Double doors with plexiglass inserts open 180 degrees for model # IOL924; 270 degrees for model # IOL1260 for full access
- Plexiglass windows allow for visibility of supplies, while locking doors provide security



Full Extension Drawer



Drawer with Adjustable Dividers

## VISUAL BIN STORAGE CARTS

*Locate Supplies with Ease*



Harloff's **Visual Bin Storage Cart** is designed to hold a mixed assortment of storage bins in a secured, portable and visual environment for effective inventory management of clinical supplies. The cart provides flexible storage and transport of sterile medical supplies while helping facilities secure and manage inventory to cut costs, decrease waste, improve productivity and enhance patient care.

It's unique feature is a louvered panel inside the locking cabinet which holds up to 42 Akro-Mills AkroBins® (bins not included). Use the multiple sizes and colors of these bins to organize supplies in standardized locations that can be delivered to wherever they are needed, increasing workspace efficiency and improving workflow.

- Enclosed and locking cabinet keeps items secure.
- Standard clear front Plexiglas doors allow visual inspection of supplies.
- Built using powder-coated steel for durability and easy to clean surfaces
- Louvered Back Panel holds multiple sizes of AKROBINS® (bins not included)
- Key locking doors open flush to sides of cabinet for unobstructed access
- Integrated side push handles
- Full wrap-around vinyl bumper
- Five inch (12.7 cm) premium rubber full-swivel ball-bearing casters, (one with brake, one tracking)
- Cart is delivered assembled, with wheels installed



**MS4372LVR**  
Visual Bin Storage Cart

## 2 INCH FLEXMODUL TRAY & DIVIDERS

*The Innovation of H+H FlexModul*



**81030S**-2" tray,  
ABS Gray



**81060S**-2" tray,  
upgrade to PC Clear tray



**81030-1**-2" tray with 1 long divider, ABS Gray  
**81060-1**-upgrade to PC Clear tray & divider (Shown)



**81030-2**-2" tray with 1 short divider, ABS Gray  
**81060-2**-upgrade to PC Clear tray & divider (Shown)



**81030-3**-2" tray with 2 long dividers, ABS Gray (Shown)  
**81060-3**-upgrade to PC Clear tray & dividers



**81030-4**-2" tray with 2 short dividers, ABS Gray (Shown)  
**81060-4**-upgrade to PC Clear tray & dividers



**81030-5**-2" tray with 1 long, 1 short dividers, ABS Gray  
**81060-5**-upgrade to PC Clear tray & dividers (Shown)



**81030-6**-2" tray with 2 long, 1 short dividers, ABS Gray  
**81060-6**-upgrade to PC Clear tray & dividers (Shown)



**81030-7**-2" tray with 1 long, 3 short dividers, ABS Gray (Shown)  
**81060-7**-upgrade to PC Clear tray & dividers



**81030-8**-2" tray with 2 long, 2 short dividers, ABS Gray (Shown)  
**81060-8**-upgrade to PC Clear tray & dividers

## 4 INCH FLEXMODUL TRAY & DIVIDERS

*The Innovation of H+H FlexModul*



**81031S**—4" tray,  
ABS Gray



**81061S**—4" tray,  
upgrade to PC Clear tray



**81031-1**—4" tray with 1 long divider, ABS Gray  
**81061-1**—upgrade to PC Clear tray & divider (*Shown*)



**81031-2**—4" tray with 1 short divider, ABS Gray  
**81061-2**—upgrade to PC Clear tray & divider (*Shown*)



**81031-3**—4" tray with 2 long dividers, ABS Gray (*Shown*)  
**81061-3**—upgrade to PC Clear tray & dividers



**81031-4**—4" tray with 2 short dividers, ABS Gray (*Shown*)  
**81061-4**—upgrade to PC Clear tray & dividers



**81031-5**—4" tray with 1 long, 1 short dividers, ABS Gray  
**81061-5**—upgrade to PC Clear tray & dividers (*Shown*)



**81031-6**—4" tray with 2 long, 1 short dividers, ABS Gray  
**81061-6**—upgrade to PC Clear tray & dividers (*Shown*)



**81031-7**—4" tray with 1 long, 3 short dividers, ABS Gray (*Shown*)  
**81061-7**—upgrade to PC Clear tray & dividers



**81031-8**—4" tray with 2 long, 2 short dividers, ABS Gray (*Shown*)  
**81061-8**—upgrade to PC Clear tray & dividers

## 8 INCH FLEXMODUL TRAY & DIVIDERS

*The Innovation of H+H FlexModul*



**81032S**–8" tray,  
ABS Gray



**81062S**–8" tray,  
upgrade to PC Clear tray



**81032-1**–8" tray with 1 long divider, ABS Gray  
**81062-1**–upgrade to PC Clear tray & divider (Shown)



**81032-2**–8" tray with 1 short divider, ABS Gray  
**81062-2**–upgrade to PC Clear tray & divider (Shown)



**81032-3**–8" tray with 2 long dividers, ABS Gray (Shown)  
**81062-3**–upgrade to PC Clear tray & dividers



**81032-4**–8" tray with 2 short dividers, ABS Gray (Shown)  
**81062-4**–upgrade to PC Clear tray & dividers



**81032-5**–8" tray with 1 long, 1 short dividers, ABS Gray  
**81062-5**–upgrade to PC Clear tray & dividers (Shown)



**81032-6**–8" tray with 2 long, 1 short dividers, ABS Gray  
**81062-6**–upgrade to PC Clear tray & dividers (Shown)



**81032-7**–8" tray with 1 long, 3 short dividers, ABS Gray (Shown)  
**81062-7**–upgrade to PC Clear tray & dividers




**81032-8**–8" tray with 2 long, 2 short dividers, ABS Gray (Shown)  
**81062-8**–upgrade to PC Clear tray & dividers

## 4 INCH & 7 INCH WIRED BASKETS

*The Visibility of Wire*


**81080-4"** wired basket



**81080-1-4"** wired basket with 1 long divider



**81080-3-4"** wired basket with 1 long, 1 short dividers



**81080-2-4"** wired basket with 1 short divider

**81081-7"** wired basket



**81081-1-7"** wired basket with 1 long divider



**81081-3-7"** wired basket with 1 long, 1 short dividers



**81081-2-7"** wired basket with 1 short divider

## ACCESSORIES FOR MEDSTORMAX CARTS AND CABINETS



**MS-SH**—Shelf for single column MedStorMax



**MS-SH1**—Shelf for single column MedStorMax with 2 adjustable dividers



**MS-SH2**—Shelf for full double column MedStorMax with 5 adjustable dividers



**MSCATH-3**—Catheter slide shelf for use in single column MedStorMax, with 3 cath slides, 5 hooks per slide, for a total of 15 hooks



**MSCATH-7**—Catheter slide shelf for use in double wide MedStorMax, with 7 cath slides, 5 hooks per slide, for a total of 35 hooks



**MSCATH-LBL**—Catheter Slide Label Envelope



**MSLBL-1**—Bar for card  
**MSLBL-2**—Bar for card



**MSLBL-3**—Label bar



**MSLBL-4**—Label holder for basket

### Dividers for ABS Gray Trays\*



- 81033**—2" tray, long divider
  - 81034**—2" tray, short divider
  - 81035**—4" tray, long divider
  - 81036**—4" tray, short divider
  - 81037**—8" tray, long divider
  - 81038**—8" tray, short divider
- \* Minimum order of 10

### Dividers for PC Clear Trays\*




- 81063**—2" tray, long divider
  - 81064**—2" tray, short divider
  - 81065**—4" tray, long divider
  - 81066**—4" tray, short divider
  - 81067**—8" tray, long divider
  - 81068**—8" tray, short divider
- \* Minimum order of 10

### Sliding Dividers, PC Clear\*



- 81069**—2" tray, sliding divider
  - 81070**—4" tray, sliding divider
  - 81071**—8" tray, sliding divider
- \* Minimum order of 10

### Dividers for Wire Baskets\*



- 81083**—4" wire basket, long divider
  - 81084**—4" wire basket, short divider
  - 81085**—7" wire basket, long divider
  - 81086**—7" wire basket, short divider
- \* Minimum order of 10

## ACCESSORIES FOR MEDSTORMAX CARTS AND CABINETS



**81039**—Pull-out Stoppers for 2", 4" and 8" Trays



**41037**—Lock Reader Card Badges for Proximity Lock Cart



**41053**—Lock Reader Tags for Proximity Lock Cart



**81000**—Replacement Side Panels for Modular Trays



**41052**—LockView Software and Dongle with RJ-11 Cable allows user to interact with electronic lock through laptop computer to perform mass programming and viewing of audit trail.



**40542**— Replacement Tambour Door for MS8128, Single Column MedStorMax



**40541**— Replacement Tambour Door for MS8140, Double Column MedStorMax



**40543**— Replacement Tambour Door for MS8160, Triple Column MedStorMax



**DIMENSIONS & SPECIFICATIONS**

MODEL #	OVERALL DIMENSIONS	NET WEIGHT (EST.)
---------	--------------------	-------------------

**Single Column, Full Height Carts, Tambour Door**

<b>MS8128</b>	80.5" H x 27.8" W x 27.9" D (204.5 cm H x 70.5 cm W x 70.8 cm D)	140 lbs (63.5 kg)
<b>MS8128CATH</b>	80.5" H x 27.8" W x 27.9" D (204.5 cm H x 70.5 cm W x 70.8 cm D)	170 lbs (77 kg)

**Single Column, Full Height Carts, Tempered Glass Door**

<b>MS8128DR</b>	76" H x 27.8" W x 29.6" D (193 cm H x 70.5 cm W x 75.2 cm D)	170 lbs (77.1 kg)
<b>MS8128DRCATH</b>	76" H x 27.8" W x 29.6" D (193 cm H x 70.5 cm W x 75.2 cm D)	198 lbs (89.8 kg)

**Single Column, Full Height Carts, Wide Version, Tambour Door**

<b>MS8138</b>	80.5" H x 32" W x 20.5" D (204.5 cm H x 81.3 cm W x 70.8 cm D)	160 lbs (72.6 kg)
---------------	--	-------------------

**Double Column, Full Height Carts, Tambour Door**

<b>MS8140</b>	80.5" H x 42" W x 27.9" D (204.5 cm H x 106.7 cm W x 70.8 cm D)	265 lbs (120.2 kg)
<b>MS8140SH</b>	80.5" H x 42" W x 27.9" D (204.5 cm H x 106.7 cm W x 70.8 cm D)	275 lbs (124.7 kg)
<b>MS8140SPLITA/B</b>	80.5" H x 42" W x 27.9" D (204.5 cm H x 106.7 cm W x 70.8 cm D)	270 lbs (122.3 kg)
<b>MS8140-A</b>	80.5" H x 42" W x 27.9" D (204.5 cm H x 106.7 cm W x 70.8 cm D)	330 lbs (149.7 kg)
<b>MS8140-B</b>	80.5" H x 42" W x 27.9" D (204.5 cm H x 106.7 cm W x 70.8 cm D)	318 lbs (144.2 kg)
<b>MS8140-C</b>	80.5" H x 42" W x 27.9" D (204.5 cm H x 106.7 cm W x 70.8 cm D)	325 lbs (147.4 kg)
<b>MS8140-D</b>	80.5" H x 42" W x 27.9" D (204.5 cm H x 106.7 cm W x 70.8 cm D)	325 lbs (147.4 kg)
<b>MS8140-ARTHRO</b>	80.5" H x 42" W x 27.9" D (204.5 cm H x 106.7 cm W x 70.8 cm D)	310 lbs (140.6 kg)
<b>MS8140-CARDIO</b>	80.5" H x 42" W x 27.9" D (204.5 cm H x 106.7 cm W x 70.8 cm D)	345 lbs (156.5 kg)
<b>MS8140-CYSTO</b>	80.5" H x 42" W x 27.9" D (204.5 cm H x 106.7 cm W x 70.8 cm D)	337 lbs (152.8 kg)
<b>MS8140-OPHTHA</b>	80.5" H x 42" W x 27.9" D (204.5 cm H x 106.7 cm W x 70.8 cm D)	332 lbs (150.6 kg)
<b>MS8140-LAP</b>	80.5" H x 42" W x 27.9" D (204.5 cm H x 106.7 cm W x 70.8 cm D)	333 lbs (151 kg)
<b>MS8140-NEURO</b>	80.5" H x 42" W x 27.9" D (204.5 cm H x 106.7 cm W x 70.8 cm D)	330 lbs (149.7 kg)
<b>MS8140-ORTHO</b>	80.5" H x 42" W x 27.9" D (204.5 cm H x 106.7 cm W x 70.8 cm D)	341 lbs (154.6 kg)
<b>MS8140-VASC</b>	80.5" H x 42" W x 27.9" D (204.5 cm H x 106.7 cm W x 70.8 cm D)	333 lbs (151 kg)
<b>MS8140-URO</b>	80.5" H x 42" W x 27.9" D (204.5 cm H x 106.7 cm W x 70.8 cm D)	326 lbs (147.8 kg)
<b>MS8140CATH</b>	80.5" H x 42" W x 27.9" D (204.5 cm H x 106.7 cm W x 70.8 cm D)	168 lbs (76.2 kg)
<b>MS8140-CATH4</b>	80.5" H x 42" W x 27.9" D (204.5 cm H x 106.7 cm W x 70.8 cm D)	175 lbs (79 kg)
<b>MS8140-CATH5</b>	80.5" H x 42" W x 27.9" D (204.5 cm H x 106.7 cm W x 70.8 cm D)	175 lbs (79 kg)
<b>MS8140-CATH6</b>	80.5" H x 42" W x 27.9" D (204.5 cm H x 106.7 cm W x 70.8 cm D)	175 lbs (79 kg)
<b>MS8140-CATH7</b>	80.5" H x 42" W x 27.9" D (204.5 cm H x 106.7 cm W x 70.8 cm D)	200 lbs (90 kg)

**Double Column, Full Height Carts, Tempered Glass Door**

<b>MS8140DR</b>	76" H x 42" W x 29.6" D (193 cm H x 106.7 cm W x 75.2 cm D)	332 lbs (150.6 kg)
<b>MS8140DR-A</b>	76" H x 42" W x 29.6" D (193 cm H x 106.7 cm W x 75.2 cm D)	396 lbs (179.6 kg)
<b>MS8140DR-SH</b>	76" H x 42" W x 29.6" D (193 cm H x 106.7 cm W x 75.2 cm D)	332 lbs (150.6 kg)
<b>MS8140DRCATH</b>	76" H x 42" W x 29.6" D (193 cm H x 106.7 cm W x 75.2 cm D)	170 lbs (77.1 kg)
<b>MS8140DR-CATH1</b>	76" H x 42" W x 29.6" D (193 cm H x 106.7 cm W x 75.2 cm D)	387 lbs (175.5 kg)
<b>MS8140DR-CATH3</b>	76" H x 42" W x 29.6" D (193 cm H x 106.7 cm W x 75.2 cm D)	390 lbs (176.9 kg)

Shipping Weights: Single Column (MS8128 Carts) add packaging weight of 81 lbs (36.7 kg) per cart  
 Double Column (MS8140 & MS6140 Carts) add packaging weight of 130 lbs (59 kg) per cart  
 Triple Column (MS8160 Carts) add packaging weight of 190 lbs (86.2 kg) per cart

## DIMENSIONS & SPECIFICATIONS

MODEL #	OVERALL DIMENSIONS	NET WEIGHT (EST.)
---------	--------------------	-------------------

### Double Column, 3/4 Height Carts, Tambour Door

<b>MS6140</b>	60.5" H x 42" W x 27.9" D (153.7 cm h x 106.7 cm W x 70.8 cm D)	220 lbs (99.8 kg)
<b>MS6140CATH</b>	60.5" H x 42" W x 27.9" D (153.7 cm h x 106.7 cm W x 70.8 cm D)	240 lbs (108 kg)
<b>MS6140-CATH2</b>	60.5" H x 42" W x 27.9" D (153.7 cm h x 106.7 cm W x 70.8 cm D)	240 lbs (108 kg)
<b>MS6140-CATH3</b>	60.5" H x 42" W x 27.9" D (153.7 cm h x 106.7 cm W x 70.8 cm D)	240 lbs (108 kg)
<b>MS6140-CATH4</b>	60.5" H x 42" W x 27.9" D (153.7 cm h x 106.7 cm W x 70.8 cm D)	240 lbs (108 kg)

### Double Column, 3/4 Height Carts, Tempered Glass Door

<b>MS6140DR</b>	57.5" H x 42" W x 29.6" D (153.7 cm H x 106.7 cm W x 75.2 cm D)	281 lbs (127.4 kg)
-----------------	---	--------------------

### Double Column, Short Height Carts, Tambour Door

<b>MS4040</b>	43.3" H x 42" W x 27.9" D (109.9 cm H x 106.7 cm W x 70.8 cm D)	182 lbs (82.5 kg)
<b>MS4040-A</b>	43.3" H x 42" W x 27.9" D (109.9 cm H x 106.7 cm W x 70.8 cm D)	182 lbs (82.5 kg)
<b>MS4040-B</b>	43.3" H x 42" W x 27.9" D (109.9 cm H x 106.7 cm W x 70.8 cm D)	182 lbs (82.5 kg)

### Double Column, Short Height Carts, Tempered Glass Door

<b>MS4040DR</b>	40.8" H x 42" W x 29.6" D (103.5 cm H x 106.7 cm W x 75.2 cm D)	193 lbs (87.5 kg)
-----------------	---	-------------------

### Triple Column, Full Height Carts, Tambour Door

<b>MS8160</b>	80.5" H x 59.6" W x 27.9" D (204.5 cm H x 151.4 cm W x 70.8 cm D)	375 lbs (170.1 kg)
<b>MS8160SH-L</b>	80.5" H x 59.6" W x 27.9" D (204.5 cm H x 151.4 cm W x 70.8 cm D)	400 lbs (181 kg)
<b>MS8160SH-R</b>	80.5" H x 59.6" W x 27.9" D (204.5 cm H x 151.4 cm W x 70.8 cm D)	400 lbs (181 kg)
<b>MS8160L</b>	80.5" H x 59.6" W x 27.9" D (204.5 cm H x 151.4 cm W x 70.8 cm D)	370 lbs (167 kg)
<b>MS8160R</b>	80.5" H x 59.6" W x 27.9" D (204.5 cm H x 151.4 cm W x 70.8 cm D)	370 lbs (167 kg)
<b>MS8160L-SPLITA</b>	80.5" H x 59.6" W x 27.9" D (204.5 cm H x 151.4 cm W x 70.8 cm D)	370 lbs (167 kg)
<b>MS8160L-SPLITB</b>	80.5" H x 59.6" W x 27.9" D (204.5 cm H x 151.4 cm W x 70.8 cm D)	370 lbs (167 kg)
<b>MS8160R-SPLITA</b>	80.5" H x 59.6" W x 27.9" D (204.5 cm H x 151.4 cm W x 70.8 cm D)	400 lbs (181 kg)
<b>MS8160R-SPLITB</b>	80.5" H x 59.6" W x 27.9" D (204.5 cm H x 151.4 cm W x 70.8 cm D)	400 lbs (181 kg)
<b>MS8160-ARTHRO</b>	80.5" H x 59.6" W x 27.9" D (204.5 cm H x 151.4 cm W x 70.8 cm D)	400 lbs (181 kg)
<b>MS8160-CARDIO</b>	80.5" H x 59.6" W x 27.9" D (204.5 cm H x 151.4 cm W x 70.8 cm D)	400 lbs (181 kg)
<b>MS8160-CYSTO</b>	80.5" H x 59.6" W x 27.9" D (204.5 cm H x 151.4 cm W x 70.8 cm D)	400 lbs (181 kg)
<b>MS8160-LAP</b>	80.5" H x 59.6" W x 27.9" D (204.5 cm H x 151.4 cm W x 70.8 cm D)	400 lbs (181 kg)
<b>MS8160-ORTHO</b>	80.5" H x 59.6" W x 27.9" D (204.5 cm H x 151.4 cm W x 70.8 cm D)	400 lbs (181 kg)
<b>MS8160-STAPLE</b>	80.5" H x 59.6" W x 27.9" D (204.5 cm H x 151.4 cm W x 70.8 cm D)	400 lbs (181 kg)
<b>MS8160-VASC</b>	80.5" H x 59.6" W x 27.9" D (204.5 cm H x 151.4 cm W x 70.8 cm D)	400 lbs (181 kg)
<b>MS8160CATH</b>	80.5" H x 59.6" W x 27.9" D (204.5 cm H x 151.4 cm W x 70.8 cm D)	400 lbs (181 kg)
<b>MS8160-CATH2</b>	80.5" H x 59.6" W x 27.9" D (204.5 cm H x 151.4 cm W x 70.8 cm D)	400 lbs (181 kg)
<b>MS8160-CATH3</b>	80.5" H x 59.6" W x 27.9" D (204.5 cm H x 151.4 cm W x 70.8 cm D)	400 lbs (181 kg)
<b>MS8160-CATH4</b>	80.5" H x 59.6" W x 27.9" D (204.5 cm H x 151.4 cm W x 70.8 cm D)	400 lbs (181 kg)

Shipping Weights: Single Column (MS8128 Carts) add packaging weight of 81 lbs (36.7 kg) per cart  
 Double Column (MS8140 & MS6140 Carts) add packaging weight of 130 lbs (59 kg) per cart  
 Triple Column (MS8160 Carts) add packaging weight of 190 lbs (86.2 kg) per cart

Standard shipping is palletized and wood framed for maximum protection.  
 Harloff offers a Green Delivery option via Blanket Wrap carrier. Call for comparison quote.  
 Harloff offers special packaging for international shipments. Call for details.

## COLOR GUIDE & GENERAL INFORMATION

	<i>Sand (SD)</i> [Standard Color]
	<i>White (WT)</i>
	<i>Beige (BG)</i>
	<i>Yellow (YL)</i>
	<i>Light Gray (GY)</i>
	<i>Mauve (MV)</i>
	<i>Light Blue (LB)</i>
	<i>Teal (TL)</i>
	<i>Red (RD)</i>
	<i>Burgundy (BU)</i>
	<i>Hammer Red (HRD)</i>
	<i>Navy (NY)</i>
	<i>Forest Green (FRSTGN)</i>
	<i>Hammertone Gray (HTGY)</i>
	<i>Hammertone Green (HTGN)</i>
	<i>Hammertone Blue (HTDB)</i>
	<i>Hammer Black (HBK)</i>

Choose from any of our durable, long lasting paint finishes. Use this color guide to select the appropriate color for your order.

Harloff's high-capacity powder coating conveyor system uses an electrostatically applied paint that is baked on at 400 degrees Fahrenheit to ensure durability.

Harloff can provide custom colors and finishes to match unique requirements.

Please be aware that Harloff requires a color choice on all orders in order to process them for shipment.

### Placing Your Order

- Orders can be received by fax, mail, email, or sent EDI with established partners.
- No phone orders will be taken.
- Orders for painted product must specify a color to be considered complete and entered for production.
- Order acknowledgments will be sent within 24 hours to confirm details of order, i.e. products ordered, pricing and estimated ship date.
- All changes to purchase orders must be confirmed by hard copy.

### Terms of Sale

- Net 30 days for regular customers with established credit.
- Visa, MasterCard, American Express, Automated Clearinghouse (ACH) and wire transfers accepted.
- C.O.D. shipments are not available.

### Shipping Terms

- Our standard shipping terms are F.O.B. Colorado Springs, CO.
- Small packages are sent UPS ground.
- Carts are sent via LTL (freight) carriers.
- Harloff will select it's most cost-effective means of shipping unless otherwise specified.
- Freight estimates are available upon request.
- Drop ships are available with no fee and are preferred.
- Requests for expedited freight must be confirmed in writing.

### Damaged Goods

- All shipments must be inspected for damage before signing for delivery.
- Damages must be reported to Harloff customer service within 48 hours.
- Photographs are required of damage.
- Please save all boxes and packaging materials.
- Damaged reported outside 48 hours will not be eligible for damage reimbursement.

### Return Goods

- All returned goods must have an authorization number assigned by our Customer Service Department.
- Returns must be requested within 30 days from date of original delivery
- A restocking fee and return freight will be charged for all returns.
- Returned goods must be shipped in original packaging within 30 days after authorization number is issued.
- Credit will not be issued if product comes back damaged.

### Cancellations

- Orders cancelled within 48 hours prior to shipping are subject to restocking fees.
- Orders that are shipped cannot be cancelled.
- Custom designed, custom built or custom painted orders cannot be cancelled.

### Product Warranties

- Twelve year limited warranty on parts manufactured by Harloff.
- One year limited warranty on parts and hardware purchased by Harloff.
- Please contact customer service for additional details.



**MS8128DR-EKC**

INCREASED STORAGE EFFICIENCY MEANS FEWER CARTS NEED TO BE PURCHASED, THEREBY REDUCING CAPITAL EQUIPMENT EXPENDITURE.



**MS8140-CYSTO**  
*(Shown in Navy)*



**MS8140SH**  
*(Shown in Light Blue)*



**MS4040DR**



**MS6140-A-PC**  
*(Shown in Hammettone Blue)*