



MATERIAL HANDLING

PRODUCT GUIDE

CASE STUDY

MANUFACTURING MADE EASIER

We provided a better solution with the Dex stand-up personnel carrier with hitch accessory



CHALLENGE

Feather River Doors employees manually move products from warehouse to assembly one cart at a time.

SOLUTION

The Dex was introduced and employees can now tug two manual carts full of product doubling their efficiency

FEEDBACK

"The Dex reduces the amount of time spent pushing manual carts, as well as eliminate physical strain on employees."



"Our custom trailers were developed for the Dex to feed our production lines more efficiently while reducing worker fatigue and improving their safety."

- Todd Pleasant, Feather River Doors Facilities Manager



EXPLORE OUR LINEUP



DEX Pro+
Stand-up carrier w/ detachable trailer
Page 6



DEX Pro
Stand-up platform carrier
Page 10



DEX
Stand-up personnel carrier
Page 14



MAX Pro
Powered platform truck
Page 18



MAX
Economical tugger
Page 22



CUSTOM BUILDS

Our material handling line can be customized to fit your needs. Let us create the ideal solution for your unique challenge.





IDEX Pro+

IDEX Pro+



SouthwestSolutions.com | 800-803-1083 | info@southwestsolutions.com



Electric Cart

Stand-up carrier
w/ detachable trailer








The innovative design of the is an ideal solution for moving products. This stand-up carrier with a detachable trailer can be used for multiple applications and is sized to fit a pallet.

Whether used to transport products to various work cells or give relief to employees who have to push carts to move materials, the Dex Pro+ has been designed to help increase efficiency and is perfect for warehouse and retail environments.

Additional trailers may be purchased separately to provide a drop-and-go solution. Trailer dimensions: 50" x 30" (127 cm x 76 cm).

SPECIFICATIONS

-  1,100 lbs (498 kg) capacity, including rider
-  24-volt battery system extends run time and charges in a 110V outlet
-  52.5" (133 cm) turning radius
-  Adjustable speed up to 4 mph (6.4 kph)
-  Fits through standard doorway

ACCESSORIES

STROBE LIGHT



BLUE LIGHT



EXTRA TRAILER



TRAILER SHELF





“The DEX Pro helps me cover more ground in our large facility without feeling fatigued. It allows me to easily and safely move materials in and out of areas that other industrial carts can't go. They are in use for 16 to 20 hours per day.”

- JOHN KOCISKY
Quality Assurance Specialist
FEDEX GROUND

IDEX Pro



DEX Pro

Stand-up platform carrier








The Dex Pro is easy to maneuver in tight spaces and increases efficiency.

It allows employees to cover more ground and safely move materials in and out of areas where other industrial carts can't go.

Cart dimensions: 81" x 26"
(206 cm x 66 cm)

Trailer dimensions: 40" x 22"
(102 cm x 56 cm)

SPECIFICATIONS

-  1,100 lbs (498 kg) capacity, including rider
-  24-volt battery system extends run time and charges in a 110V outlet
-  42.5" (108 cm) turning radius
-  Adjustable speed up to 4 mph (6.4 kph)
-  Fits through standard doorway

ACCESSORIES

STROBE LIGHT



BLUE LIGHT



NETTING



SIDE RAILS





“With DEX, there is less stress on the employees, especially when they have to carry several tools to a job. DEX is safer because of its speed limit and all the blind corners we have in the shop.”

- MIKE HUDSON

Technical Support Supervisor
US MANUFACTURING CORPORATION





DEX

Stand-up personnel carrier






DEX is an affordable solution to help employees improve efficiency and productivity while reducing risk of injury and fatigue.

On average the DEX is half the cost of leading personnel transportation devices.

- Easy access to drive components for service
- Ergonomic handle design



SPECIFICATIONS

-  350 lbs (159 kg) rider capacity
-  24-volt battery system extends run time and charges in a 110V outlet
-  41.5" (105 cm) turning radius
-  Adjustable speed up to 4 mph (6.4 kph)
-  Fits through standard doorway

ACCESSORIES

STROBE LIGHT



BLUE LIGHT



BACK BASKET



HITCH





“We use the MAX Pro every day, all day. It is a safe and secure way to move items while helping us be more efficient. The MAX Pro makes my job a lot better, moving work around the shop.”

- RANDY WELLMAN
Shop Floor Expeditor
FULLERTON TOOL





MAX Pro

Powered platform truck








The Max Pro powered platform truck is a unique solution that offers a load capacity of 1,100 lbs. while maintaining a smaller footprint than comparable platform trucks.

This motorized cart allows for quick transportation of materials while reducing strain on the worker and is easy to maneuver in small spaces.

- Platform dimensions: 40" x 22" (102 cm x 56 cm)
- Automatic braking system
- Easy to push or pull

SPECIFICATIONS

-  1,100 lbs (498 kg) capacity
-  24-volt battery system extends run time and charges in a 110V outlet
-  Zero turn radius
-  Adjustable speed up to 4 mph (6.4 kph)
-  Fits through standard doorway

ACCESSORIES

STROBE LIGHT



BLUE LIGHT



NETTING



SIDE RAILS







MAX

Economical tugger cart








The Max powered economical tugger cart is a small cart, made to pull big things.

Haul multiple carts, dollies and racks in one go.

- Easy to push or pull
- Versatile hitch system
- Emergency stop button

SPECIFICATIONS

-  550 lbs (250 kg) capacity
-  24-volt battery system extends run time and charges in a 110V outlet
-  Zero turn radius
-  Adjustable speed up to 4 mph (6.4 kph)
-  Fits through standard doorway

