

Fold Down Seat



Fold Down Seat

Ziba Design

The **Fold down seat** distinctive design is crafted around the elements of cantilevered bridges and the human spine which use thick rigid compression elements with thinner, more flexible tension components. Compressive and tensile strength of plywood slats and steel produce the innovative folding mechanism within the chair. Folding to less than four inches when not in use, this compact chair is ideal for auditoriums, lecture halls, hospital corridors and other public areas where space for seating is limited.

- Flex Spring Seat
- Supports up to 600 pounds
- Straight or Radius Row Configurations
- Flat, Sloped or Tiered Floor Installations
- Manufactured with NAUF plywood
- Patent Pending

OPTIONS: Armrests, ½" or 1" seat cushion, 3D upholstered foam


FINISHES:

Seat and Back: Birch Plywood or Veneer

Upholstery: Fabric or Vinyl

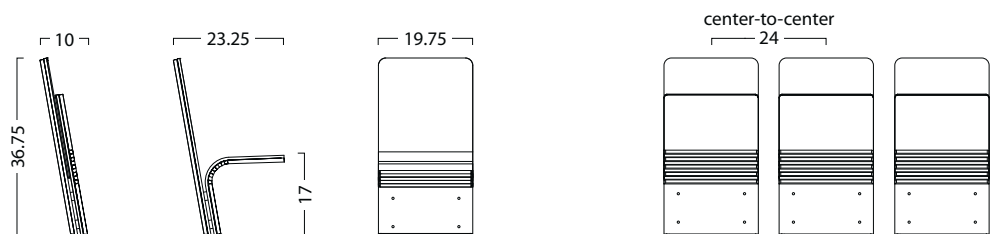


To learn more about the JumpSeat™ and its many applications, visit www.JumpSeatStudio.com

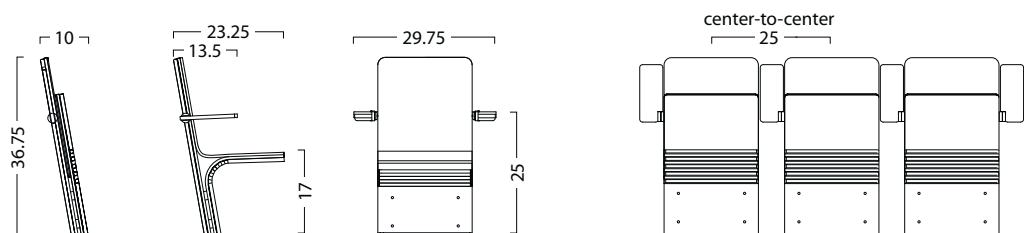


Specifications

Armless



Armrest

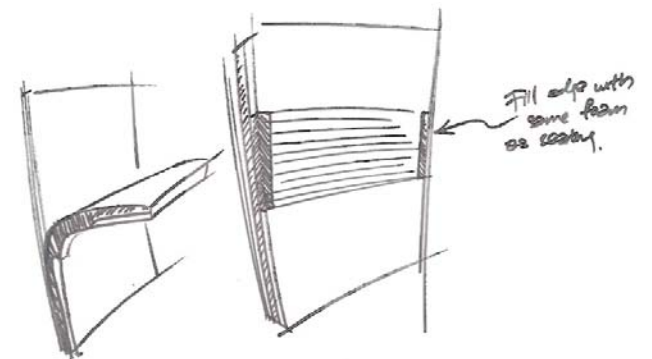


Wall Mounted Seat





There are many paths to innovation. And there's no telling what will inspire the next breakthrough design. For fixed seating, transformation began in Portland, Oregon, when Ziba Design needed an auditorium chair to fit the narrow risers of its new space. The immediate challenge was geometric: how to make a seat that could support an adult—and nearly disappear when not in use. The answer was the revolutionary wall mounted seat: a sleek and compact chair that closes to as little as 4 inches wide.





Wall Mounted Seat



Wall Mounted Seat 90



Wall Mounted Seat Collection

Each version of the patent pending wall mounted seat builds on the same baseline features. Its distinctive design combines the rigid compression elements of a cantilevered bridge with the more flexible tension components found in the human spine. The compressive and tensile strength of birch plywood and steel produce the chair's innovative folding mechanism. The Wall Mounted Seat's space-saving characteristics and versatile options allow healthcare, education and corporate facilities to fashion their own distinctive look and use the chairs in diverse spaces throughout their environments.

Features

- Flex Spring Seat Cantilevers without Hinges
- Tested to 600 lbs.
- Straight or Radius Row Configurations
- Flat, Sloped or Tiered Installations
- Manufactured with NAUF Birch Plywood
- Microban® Antimicrobial Product Protection

Finishes

- TEXTILES: Multiple Fabric or Coated Fabric Options
- SURFACES: Birch Plywood (natural or stained), Laminate or Veneer
- PAINT: Standard Powder Coat Colors




The award-winning wall mounted seat is well suited to spaces that require flexible and compact seating. Available with a fixed or movable base, the wall mounted seat sits at a compact 10-degree pitch. The fixed base version features 22" minimum center-to-center seat spacing that works especially well in lecture halls, auditoriums and reception areas.




Wall Mounted Seat | Fixed Base



Wall Mounted Seat | Veneer | 3D Fabric





Wall Mounted Seat

The award-winning Wall Mounted Seat is the perfect seating solution for space-constrained areas. Its innovative folding mechanism allows the seat to cantilever off the wall, making it ideal for corridors, patient rooms, waiting rooms and other public areas where space is at a premium. The chair is mounted 6" off the floor to facilitate cleaning and its slim profile—less than 4" when closed—maximizes space.



Wall Mounted Seat 90

The Wall Mounted Seat 90 combines the innovative features of the Wall Mounted Seat with the space-saving benefit of a wall-mounted chair. Sitting at 90 degrees, the Wall Mounted Seat can be floor mounted and flush to the wall, or used with a movable base for flexibility. Both are ideal to bring added seating to narrow corridors, boardrooms, small offices and library stacks.



Wall Mounted Seat 90 | Fixed Base



Wall Mounted Seat 90 | Movable Base

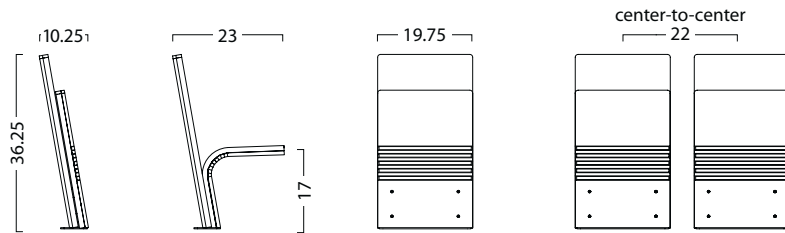


Wall Mounted Seat | Closed

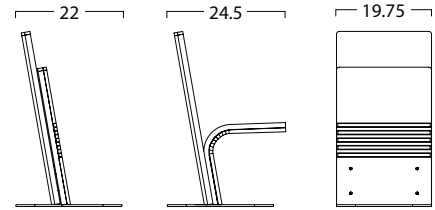


Specifications

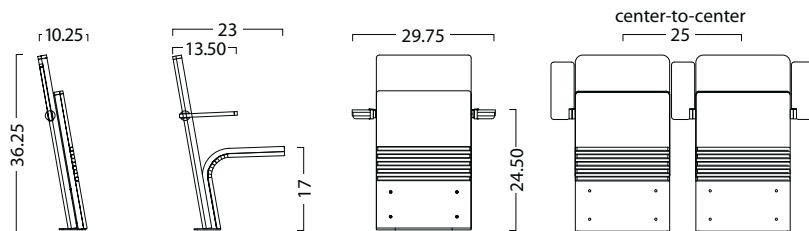
Wall Mounted Seat fixed base



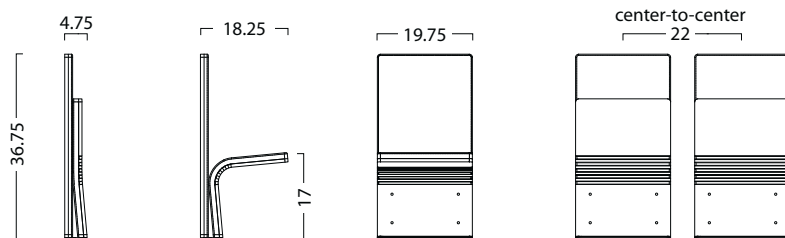
Wall Mounted Seat movable base



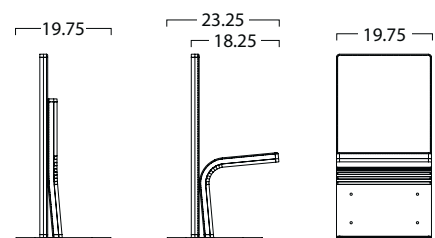
Wall Mounted Seat with armrest



Wall Mounted Seat 90 fixed base



Wall Mounted Seat 90 movable base



Wall Mounted Seat Wall

