

# 4-POST & CASE-TYPE

S H E L V I N G   S Y S T E M S



● ● ● ● ●  
SOUTHWEST **SOLUTIONS** GROUP

# MAXIMUM FLEXIBILITY

---

Spacesaver's 4-Post and Case-Type Shelving Systems aren't just shelving. They're entire systems that are customized to boost efficiency, improve security and accountability, and save space.

## DURABLE

These shelving systems are engineered for stability, strength and rugged functionality. For added structural rigidity, shelves are fabricated using cold-rolled steel and used with welded-steel uprights, enabling the systems to support significant loads.

## ECONOMICAL

Don't waste money on cheap shelving that breaks, deforms, or requires special tools to modify. Invest in a quality system that can change right along with your needs.

## CUSTOMIZABLE

Choose from optional doors, drawers, dividers, and other accessories to enhance security and ensure that everything has its place.

## ATTRACTIVE

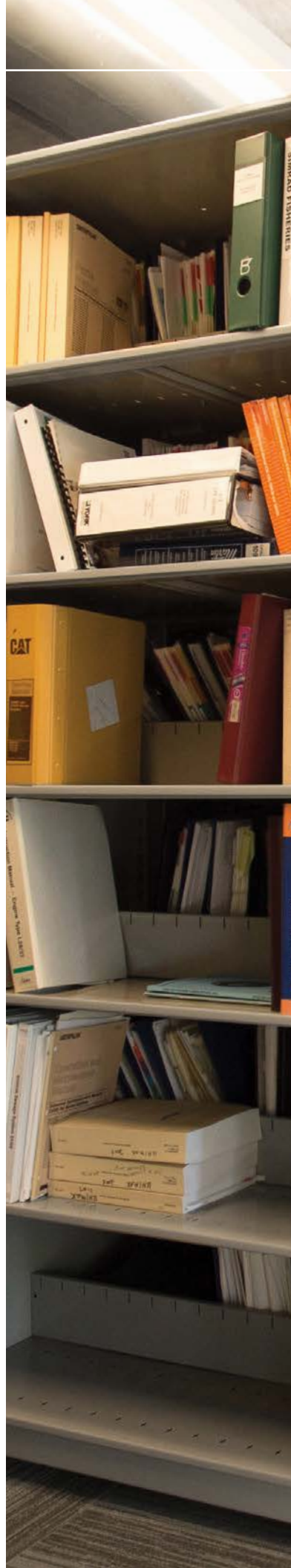
Complement any interior design with next-level colors and finishes. Our shelving systems are available in your choice of 32 powder-coat paint colors, and custom colors are available by request. Add special finish materials like wood, laminate, or glass for virtually limitless design options.

## RECONFIGURABLE

Easily assembled, disassembled and reassembled, Spacesaver Shelving Systems are designed for convenient reconfiguration, relocation or expansion, adapting to your changing needs.

## SAFE

Optional anti-tip devices provide extra stability and safety, even in areas prone to earthquakes.





**ADD TO MOBILE**

Save even more space by mounting your system on high-density mobile carriages and rails.



SOUTHWEST**SOLUTIONS**GROUP

# 4-POST SHELVING SYSTEM


## DESIGN FEATURES

---


**Shelves** Standard 22-gauge (.75 mm) or heavy-duty 18-gauge (1.2 mm) patented universal or plain shelves. For added safety, there are no exposed metal edges. Shelves supported with 11-gauge (3.1 mm) or 14-gauge (1.9 mm) shelf supports.




**Keyholes/Interlocking Rivets** Keyholes at 1-1/2" (38 mm) centers on uprights provide positive lock with shelf support rivets for added strength. No special tools or fasteners are required for assembly.




**Rounded-Post Vertical Uprights** Wrap-around design has no exposed metal edges, providing a clean, smooth appearance. Available in standard "open" style with welded steel spreaders or "closed" style for enhanced strength and appearance.



**No Exposed Holes** Assembled system has no exposed holes or fasteners. All shelves and backs are flush with outside of upright posts.



**Unit-Welded "L" & "T" Uprights** 18-gauge (1.2 mm) steel uprights offered as a 1" (25 mm) wide "L"-shaped end post or a 2" (51 mm) wide "T"-shaped common post.



End Angle "L"




Intermediate "T"



**Front Bases** Optional front bases provide a clean, finished look.



**Aesthetic Flexibility** Optional end-panels are available in laminates, wood veneers and metal, creating a designer appearance.



# CASE-TYPE SHELVING SYSTEM


## DESIGN FEATURES

---

**Double-Wall Construction** Unit-welded, double-wall uprights extend into the shelf area, preventing stored materials from slipping behind the upright post.



**Rounded-Post Vertical Uprights** Wrap-around design eliminates exposed metal edges, protecting users and stored media.





**Keyholes/Interlocking Rivets** Shelf support rivets lock into upright keyholes on 1-1/2" (38 mm) centers for added strength and easy height adjustment. Simple, self-locking design for easy assembly.



**Shelves** Patented universal and plain 22-gauge (.75 mm) steel. Smooth edges to protect users and stored media.



**Unit-Welded "L" & "T" Uprights** 18-gauge (1.2 mm) steel uprights offered as a 1" (25 mm) wide "L"-shaped end post or a 2" (51 mm) wide "T"-shaped common post.



End Angle "L"


Intermediate "T"



**Front Bases** Optional front bases provide an attractive, finished look.



**Aesthetic Flexibility** Optional end-panels are available in laminates, wood veneers and metal finishes, creating a designer appearance.



## 4-POST & CASE-TYPE SHELVING SYSTEMS



Washington State University | Pullman, WA  
Mechanical-Assist Compact Mobile Storage System  
Dividers and Bin Fronts on 4-Post Shelving for Player Specific Cubbies



California Academy of Sciences | San Francisco, CA  
4-Post Shelving with Bin Fronts  
Half-Height Hinge Doors



# ACCESSORIES




### Double-Face Through Shelf with Centerstop

Helps separate and contain media being stored.



### Bin Divider with Acrylic Bin Front

Compartmentalizes the storage of three-dimensional objects and other media.



### Divider Rods

Designed for convenient, compartmentalized storage.



### Universal Shelf

Unique, patented design allows for attachment of file dividers, bin dividers and divider rods.

Museum Collection of High Fashion Clothes  
4-Post Shelving with Hanger Rail  
Nantucket Drawers

[MORE ACCESSORIES ▶](#)



### Pull-Out Reference Shelf

For convenience in referencing shelved materials. 50 lb. (23 kg) load capacity.




### Roll-Out Interior Drawer

Can be configured for top-tab hanging folders or open-shelf filing of top or side-tab folders.



### Receding Door

Provides for security of materials on open shelving. Can also be used with Roll-Out Interior Drawer.



### Closed File Drawer

Combines security with space efficiency. Can accommodate letter or legal sized files, hanging folders and more. Quickly accessible.




### Storage Drawer

Accommodates a wide variety of stored media, while providing full accessibility and keyed security. Adjustable bottom dividers available.



### Hanger Rail

Spans the width of the shelving and has three notches to allow for flexibility in positioning rail(s) depending on the size of items being stored.



### Aisle Identification Options

Optional range finders and card holders make locating and reshelving of materials fast and easy.



### Label Holder

Optional adhesive label holders can span the shelf up to 47 3/4" long or be cut to enable flexible lengths.



### Frame-Mounted Doors

Keep stored items secure and dust-free with doors that easily mount to the shelving frame.



### EZ Rail® Element

Attach bins, hangers, and other accessories to keep small items organized and accessible.



### Weapons Rack II

Convert shelving into a weapons rack with interchangeable accessories.



### Nantucket Drawers

High-quality, soft-close drawers are easy to access and organize. Only available on closed type 4-Post Shelving.



### Nantucket Trays

Trays are fully removable with safety stops to prevent unexpected tray extension. Only available on closed type 4-Post Shelving.

**CUSTOMIZE  
YOUR SPACE  
FOR  
EVERYTHING  
YOU NEED  
TO STORE.**