



● ● ● ● ●
SOUTHWEST**SOLUTIONS**GROUP

SouthwestSolutions.com | 800-803-1083 | info@southwestsolutions.com



AGILE, MOBILE, PRIVATE

The AMP combines all the features you trust at a lower cost. We've kept the mobility, flexibility, and ease of assembly while cutting any excess to bring you a station that meets your needs and budget.

AMP is built with integrated privacy walls to create a private workstation. Built and shipped on casters, the AMP is a mobile station for quick installs and reconfigurations.

AMP can be built and shipped in 9 business days.



UNLOCK YOUR REAL ESTATE POTENTIAL

AMP workstations redefine real estate optimization by folding to 15% of their open footprint, offering unparalleled mobility and adaptability. With the ability to create various configurations, from fully private to open collaboration the AMP can help you make the most of your space. The ability to add integrated power troughs mean you can route power while maintaining visual order. The addition of mobile storage solutions such as pedestals offers an additional level of functionality.

STATEMENT OF LINE

BASE STATION



Station can be built and shipped in 9 business days

ACCESSORIES




*Addition of Power Trough can increase lead time

BENEFITS



- 650lb ball bearing casters for mobility.
- Station folds to 15% of open footprint
- Installs in minutes, not hours.
- No punch list saves time.
- No loose parts to manage.
- Minimal tools required.
- No installers needed - it's DIY easy.
- Reduce costs.

SURFACE MATERIALS

WORKSURFACE:



PANELS:



Other laminate options are available with standard lead time. See [Design Centre](#) for all options

PET

