

# Volo<sup>®</sup> Movable Wall >



● ● ● ● ●  
SOUTHWESTSOLUTIONSGROUP

SouthwestSolutions.com | 800-803-1083 | info@southwestsolutions.com

# The Volo Vision

What's your perfect space? A quiet, private office clad in wood veneer? A beautiful glass conference room? A creative hotspot where you freely sketch ideas floor-to-ceiling? Maybe it's a simple, practical shared place in a beautiful environment. Whatever your vision, Volo brings your space to life with speed, ease and performance.



## Tailored to Your Needs

Design a space to reflect your brand, your preferences and your unique needs — Volo offers almost unlimited freedom to create. Use the extensive color and material options to tailor your vision. Glass, laminate, veneer, tempered and decorative glazing, writable and magnetic-friendly surfaces can be applied in endless combinations, to both sides of a panel.

A well designed workplace offers people a variety of spaces to choose from to collaborate, socialize, work solo and enjoy quiet time. Volo can create spaces with a range of visual and acoustic privacy to suit everybody's needs. Choose from completely transparent to fully opaque, from full glass panels to clerestory illumination. And when people need places to get away, Volo can create quiet zones that rival drywall.

## Volo Value

Regardless of your application, Volo looks and performs as well or better than higher-priced architectural walls. Unlike many systems, its unitized panels can be easily moved and re-used as your needs change, with minimal impact to ceilings and floors. Volo keeps adding value over the years to come.

Beyond performance, price and versatility, Volo may also save you tax dollars — movable walls may be classified as “tangible property” which can be depreciated over just 7 years, vs. drywall's 39 years. That's a big difference! See your tax consultant for details.



# Integrate Your Interior

Volo Walls complement any architectural interior. Attention to detail is evident in the crisp lines, precise reveals, fit and finish. The system has the flexibility to accommodate a full range of site wall and floor conditions for beautiful integration with any built environment.



# Acoustical Performance

Tailor your space to achieve the acoustic privacy you desire and create quiet areas for working or meeting. Depending on the materials and design, you can realize an STC rating of up to 43, comparable to full-height, insulated drywall.



Volo can provide a quiet retreat (in a very small footprint) for heads-down concentration or private conversation.

## Blend In or Stand Out

Volo can blend in, with the look of custom millwork and permanent architecture, beautiful doors and pull options. Volo can also stand out with a bold, colorful statement and design — it's up to you. Explore Volo and see for yourself.

## Appreciate Volo Details



### BASE OPTIONS



Aluminum Base



2" Vinyl Base creates a subtle recessed transition to the floor.



The 4" Vinyl Base gives a framed finish to the panel — and resembles a cove base often used in commercial interiors.



The 6" Vinyl Base allows 8-wire, 4-circuit power routing and power/data access.

### CROWN OPTIONS




Reveal Crown diminishes the visibility of attachment elements.




Traditional Crown stands slightly proud of the wall panel.

### TILE OPTIONS




Inserts offer many decorative and functional options, with a refined aluminum frame.




Outserts are slightly proud of the frame and create a uniform look for the surface material while creating a subtle reveal.

### WALL START OPTIONS




Adjustable Wall Starts provide flexibility to cleanly attach to wall columns, mullions and other architectural conditions.




Reveal Wall Starts create a subtle, recessed wall connection when a more seamless aesthetic is desired.

### GLAZED PANELS



Volo offers Clear, Low Iron, Frost, magnetic-friendly, Back Painted glass and writable glazing options.

### ACOUSTICS



Sound-deadening door inserts provide acoustic privacy. STC ratings of 38 - 43 are achievable depending on specifications.

### ELECTRICAL




Distribute power vertically for access at 6", 18", 32", 45" and 72" heights with Inline Connectors.



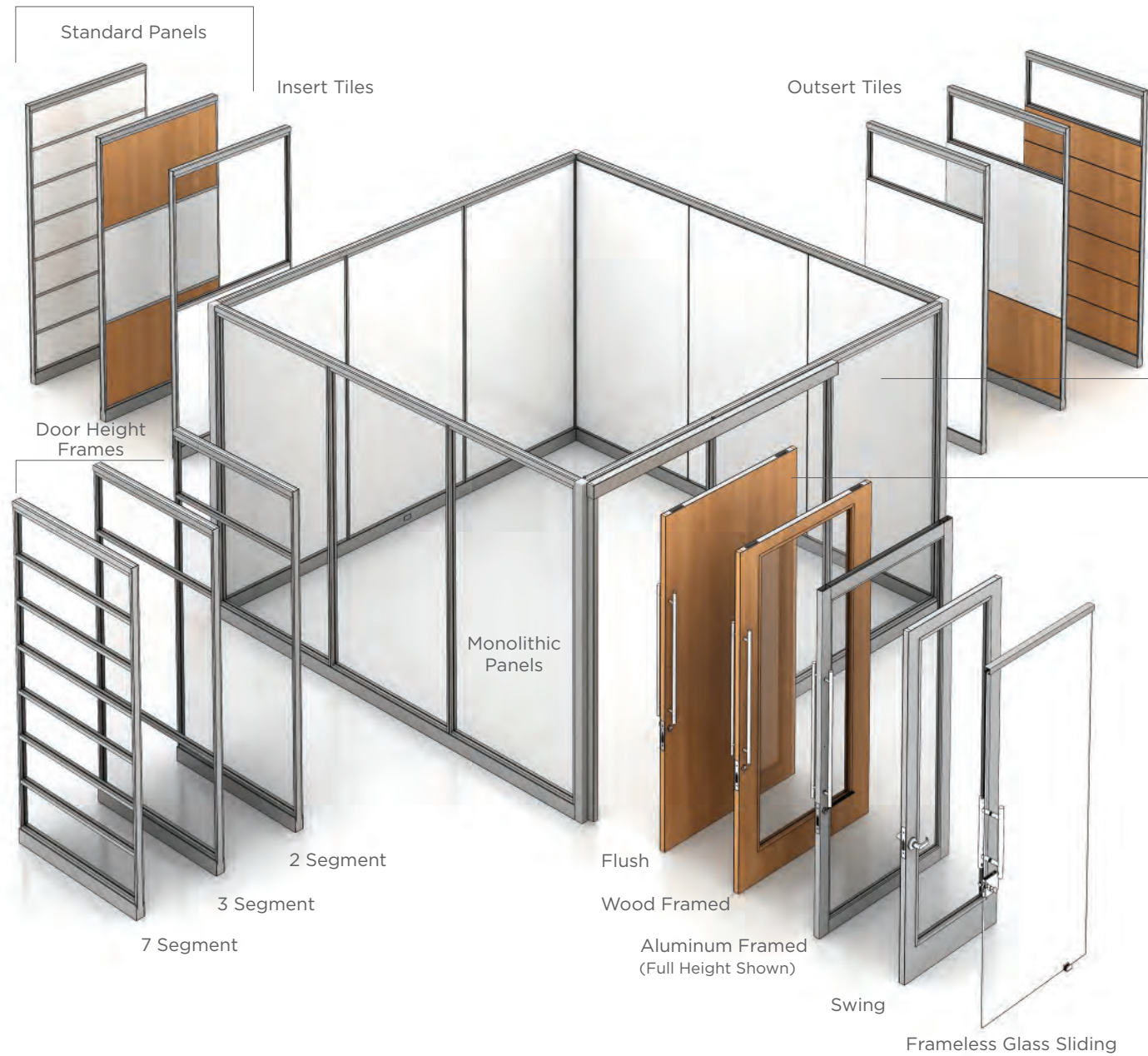
Power and data is distributed and accessed horizontally with the 6" base option.

### LIGHTING CONTROLS



Inline Connectors can be specified with factory-cut openings to accommodate your choice of components.

# Visualize Your Volo



INSERT TILES create an extra-slim profile, revealing structural frame elements for a contemporary aesthetic. Choose Vinyl, Laminate, Veneer and Tackable Tiles for functional and design flexibility.

OUTSERT TILES are slightly proud of the frame, creating a subtle reveal. Choose from Laminate, Veneer, Glass Marker Board and Back Painted Glass (with Steel Backed option) Tiles to meet your specific needs.

PANEL SEGMENTATION allows up to 7 Tiles of identical or varied materials on each side of the panel. Outsert and Insert Tiles can blend for maximum aesthetic and functional versatility.

PANEL FRAMES can be specified from 8" to ceiling height (120" maximum) in 1/2" increments, and 12" to 48" wide in 1/8" increments. Frame elements can be chosen in one of Trendway's standard Systems paint colors or Anodized Aluminum.

CENTER-MOUNT GLAZING TILES provide clear, frosted and decorative options. Choose privacy, visibility, pattern, color or writability.

DOORS are available in Sliding or Swing styles. They are available at 7', 8', 9' and 10' heights. Choose flush wood, wood framed or aluminum framed style for Swing and Sliding Doors; a Sliding Frameless Glass Door is also available.

## DOORS



Flush Sliding      Full Lite Sliding Door      Aluminum Sliding Door      Frameless Glass Sliding Door      Swing Door

## Maximize Performance by Combining Volo with our Raised Access Flooring

Trendway's Access Flooring Solution makes reconfiguration easy, with power and data accessible from anywhere in the room — by removing a floor access panel. The low 2-1/2" profile and non-metallic modular construction make it a practical and cost-effective cable management system, whether used in new construction, renovations or integrated into existing spaces.

From training spaces to conference rooms to open environments, our raised access flooring can save you time, money and headaches with every move and reconfiguration you require.



Access power and data virtually anywhere within the system grid. Modular floor elements provide a 4" x 1-3/4" raceway clearance between supports.

Choose modular or hard-wired floor access.

## PULL/HARDWARE OPTIONS



18" Post Pull      36" Post Pull      72" Ladder Pull      Lever Set for Swing Door only.